

Year 5 Spring Homework Pack

Awesome Egyptians

Over the Spring term, Year 5 homework will be to create a topic project all about Egypt. To complete this project, you will need to complete tasks from a range of curriculum areas. You will have enough time for each piece of work, so we do expect for it to be detailed and well presented. You are allowed to complete the tasks in any way that interests you and if you have any fantastic ideas that are not on the list, please ask your teacher so that they can advise you.

Spelling

Do not forget to learn your spellings each week.

DATE SET:

Thursday 8th January 2026

DATE DUE:

Thursday 26th March 2026

Reading

Remember to read 5 times a week and get your reading record signed.

The Greatest Pharaoh

Research a pharaoh (other than Tutankhamun) and discuss what made them great- what were their greatest accomplishments?

Consider:

Where was their palace, temples, tomb? (Geography)

When did they rule and for how long? (History)

How did they impact Egyptian society? (History/Geography)

Did they have any impact on the wider world? (History/Science)

What languages would have been spoken/heard? (languages)

Draw a portrait of your chosen pharaoh or design a death mask for them. (Art)

You can present your findings in any way including using technology (computing). There is a Google slide and Google document for you to edit in Google classroom if you wish. You could include a diary entry or storyboard of a significant event.

Information can be found online, in books from the library and museums in London such as the British Museum.

Useful websites:

<https://www.theschoolrun.com/homework-help/egyptian-life-and-culture>

https://www.ducksters.com/history/ancient_egyptian_pharaohs.php

<https://egypt.mrdonn.org/pharaohs.html>

<https://www.ancient-egypt-online.com/egyptian-pharaohs-for-kids.html>

<http://www.mummies2pyramids.info/pharaohs-kings/pharaohs-kings-index.htm>

<https://kids.kiddle.co/Pharaoh>

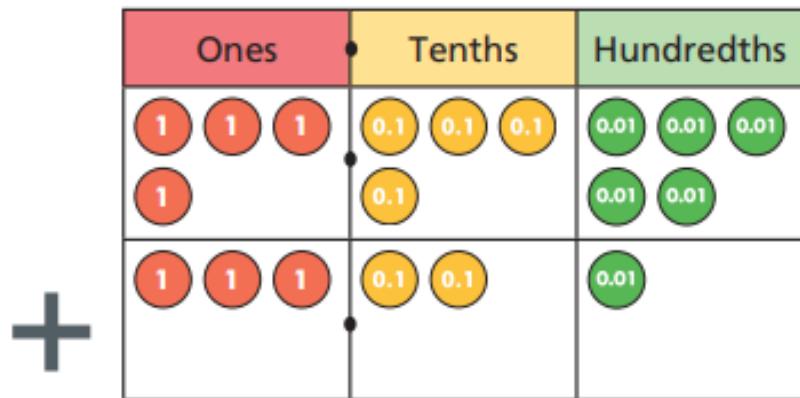
Year 5 Spring Homework Pack Awesome Egyptians

Maths Week 1-4

Decimals

1 Complete the additions.

Use place value charts to help you.



a) $4.45 + 3.21 =$

b) $4.45 + 3.61 =$

c) $4.45 + 3.78 =$

Which calculation was easier? Talk about it with a partner.

Year 5 Spring Homework Pack

Awesome Egyptians

2

Use the column method to work out the additions.

a)

		5	•	3
	+	2	•	5
		<hr/>		
			•	
		<hr/>		

c)

		2	•	3	2	
	+	1	0	•	1	7
		<hr/>				
			•			
		<hr/>				

b)

		6	•	0	3
	+	3	•	9	1
		<hr/>			
			•		
		<hr/>			

d)

		6	•	3	7
	+	6	•	2	6
		<hr/>			
			•		
		<hr/>			

Year 5 Spring Homework Pack

Awesome Egyptians

Week 1-4

- 1 Write $<$, $>$ or $=$ to compare the fractions.

Use the bar models to help you.



$$\frac{7}{8} \bigcirc \frac{3}{4}$$



$$\frac{9}{12} \bigcirc \frac{3}{4}$$



$$\frac{7}{12} \bigcirc \frac{2}{3}$$

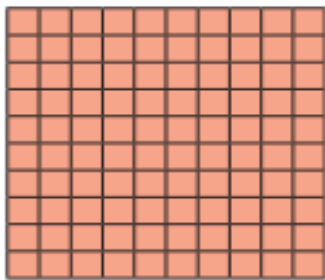
Year 5 Spring Homework Pack

Awesome Egyptians

Week 5-8


Decimals

1 This grid represents 1



This grid represents 0.1 or

$$\frac{10}{100} \text{ or } \frac{1}{10}$$



Colour hundred squares to represent the fractions.


a) $\frac{2}{100}$

b) $\frac{2}{10}$

c) $\frac{20}{100}$

d) $\frac{90}{100}$

2 Complete the numbers to show how much of the square is shaded.


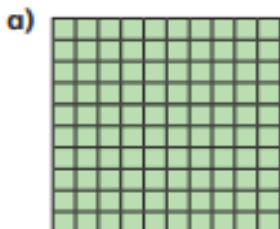


$$\frac{\boxed{}}{100}$$

$$\frac{\boxed{}}{10}$$


$$0.\underline{}$$

3 What fractions and decimals are represented?




$$1 \frac{23}{100} = \boxed{}$$

Year 5 Spring Homework Pack
Awesome Egyptians



$$\square \frac{\square}{100} = \square$$



$$\square \frac{\square}{10} = \square$$

Year 5 Spring Homework Pack

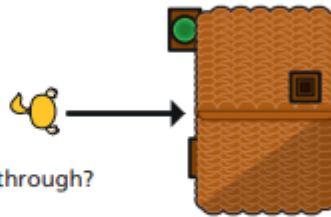
Awesome Egyptians

Week 9-12

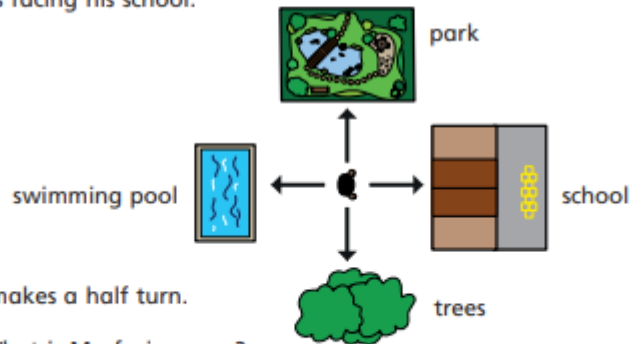
Geometry

- 1 Eva is facing her house.
She makes a full turn.

- a) What is Eva facing now?
b) How many degrees has Eva turned through?



- 2 Mo is facing his school.

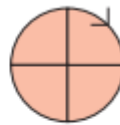


Mo makes a half turn.

- a) What is Mo facing now?
b) How many degrees did Mo turn through?

- 3 Complete the sentences.

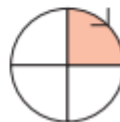
- a) There are degrees in a full turn.



- b) There are degrees in half a full turn.



- c) There are degrees in quarter of a full turn.



Year 5 Spring Homework Pack
Awesome Egyptians

Year 5 Spring Homework Pack

Awesome Egyptians

Spelling -

<u>Year 5: Spring Test</u>			
	<u>Rule</u>	<u>Words</u>	
6	<i>ee</i>	grotty	cheery
7	<i>oy</i>	coins	annoy
8	<i>-ed suffix</i>	trimmed	sloped
9	<i>-er, -est suffix</i>	madder	smoother
10	<i>-ing</i>	closing	gripping
11	<i>/j/ ending</i>	charge	grudge
12	<i>/ll/ ending</i>	freckle	snuggle
13	<i>Contractions (read expanded form)</i>	<u>will not</u>	<u>you had</u>
14	<i>Suffixes after a 'y'</i>	grumpier	trying
15	<i>Suffixes -ment, -ness, -ful, -less</i>	truthful	happiness
16	<i>Suffix -ly</i>	angrily	loyally
17	<i>sion / tion</i>	provision	subtraction
18	<i>Prefixes</i>	submarine	universal
19	<i>sure / ture</i>	signature	enclosure
20	<i>-ous, -ious</i>	furious	generous
21	<i>Vowel suffixes after words of 2+ syllables</i>	forgotten	happening
22	<i><u>cian / ssion</u></i>	clinician	impression
P1	<i><u>/i/ spelled 'y'</u></i>	pyramid	-
P2	<i><u>/ʌ/ spelled 'ou'</u></i>	enough	-
P3	<i><u>/k/ and /j/ spelled 'ch'</u></i>	brochure	-
P4	<i><u>/g/ spelled -gue and /k/ spelled -que</u></i>	opaque	-
P5	<i><u>/s/ spelled sc</u></i>	scientist	-
P6	<i><u>/ei/ spelled ei, eigh, or ey</u></i>	vein	-
23	<i><u>tial / cial</u></i>	partial	crucial
24	<i><u>able / ible</u></i>	miserably	edible
25	<i><u>cious / tious</u></i>	infectious	vicious
26	<i><u>-ant; -ance/-ancy; -ent; -ence/-ency</u></i>	frequent	expectancy
27	<i><u>Vowel suffixes after words ending in -fer</u></i>	reference	deferring
28	<i><u>ei / ie</u></i>	believe	receive
29	<i><u>Hyphens</u></i>	re-enter	redo
30	<i><u>Silent letters</u></i>	solemn	knight
P7	<i><u>ough</u></i>	bought	though