

Year 3 Autumn Homework Pack

We will rock you!

Over the Autumn term, Year 3's homework will be to create a theme project all about the Stone Age. To promote taking responsibility for your own learning as you get older, this homework is designed to give a greater choice and to allow you to complete work that interests you personally. We have given a list of suggested tasks associated with the Stone Age. To complete this project, you will need to complete tasks from a range of curriculum areas. You will have enough time for each piece of work, so we do expect for it to be detailed and well presented. You are allowed to complete the tasks in any way that interests you and if you have any fantastic ideas that are not on the list, please ask your teacher so that they can advise you.

Spelling and Timetables

Don't forget to learn your spellings and timetables each week.

DATE SET:

Friday 6th September 2021

DATE DUE:

Monday 13th December 2021

Reading

Remember to read 5 times a week and get your reading record signed.

Here are the tasks that you **must** complete:

- Draw or paint a picture of something Stone Age related - Art
- Stone Age people build shelters to live in using materials they had gathered. Gather some natural materials and build a model shelter – DT
- Make up a quiz with facts about The Stone Age. Make sure you also have the answers! English/History
- Write a story based in the Stone Age. Design a front and back cover for your story. Write the blurb on the back. Remember you will be the author – English
- Make a google slides presentation about the Stone Age– Computing
- Name the different types of stone used by Stone Age people. Describe what these stones were useful for and why – Science
- Write a song about the Stone Age and record yourself singing it – Music

Now choose one or all of these (if the tasks above are completed):

- Stone Age people could not pop to the shop for food. Everything they ate had to be caught or collected. Write your own recipe for a stone age dinner using the sort of ingredients that would be available to them – DT/English
- English Write an acrostic poem about the Stone Age. S T O N E etc. – English
- Design and make an ancient stone circle or a replica of Stonehenge. Be creative in the way you make your stone circle - DT

Year 3 Autumn Homework Pack

We will rock you!

Week 1 -3: Number to 1000


From this week, we will be learning numbers up to 1000 and focus on the value of each digit: place value. They will learn how to compose and decompose numbers, compare, order and look for patterns. *You can help your child by creating more examples to ensure they have a good understanding.*

Counting in Hundreds, Tens and Ones

1 Count and write in numbers.








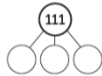
Place Value

1 Count in hundreds, tens and ones. Fill in the blanks.



111 = hundred ten one

111 = + +

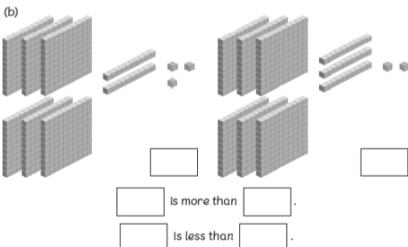
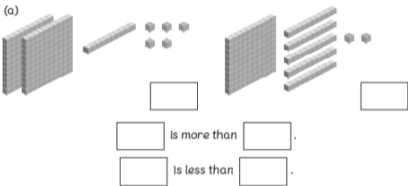


234 = hundreds tens ones

234 = + +



1 Compare the numbers and fill in the blanks.



Counting in Fifties

1 Complete the number patterns.

(a) 50, 100, 150, ,

(b) 250, , 350, 400,

(c) 500, 450, 400, , 300,

(d) , 650, 700, , 800

(e) , , 900, 850, 800, 750

Year 3 Autumn Homework Pack

We will rock you!

Week 4-9: Addition and subtraction within 1000000

From this week, we will be learning to add and subtract within 1000000 and learning how to understand the commutative law of addition and form a family of addition and subtraction facts. *You can help your child by creating more examples to ensure they have a good understanding.*

Addition and Subtraction Facts

Look at the pictures and write a family of addition and subtraction facts.




$$\square + \square = \square$$

$$\square - \square = \square$$

$$\square + \square = \square$$

$$\square - \square = \square$$



$$\square + \square = \square$$

$$\square - \square = \square$$

$$\square + \square = \square$$

$$\square - \square = \square$$

Simple Adding

1 Fill in the blanks.

(a) $253 + 2 = \square$

(b) $542 + 4 = \square$

(c) $253 + 20 = \square$

(d) $542 + 40 = \square$

(e) $253 + 200 = \square$

(f) $542 + 400 = \square$

2 Match.

$394 + 200$

299

$50 + 345$

368

$268 + 31$

572

$111 + 257$

395

$400 + 138$

594

$272 + 300$

538

Adding with Renaming

1 Fill in the blanks.

(a) Add 135 and 186.



$$\square + \square = \square$$

(b) Add 248 and 367.



$$\square + \square = \square$$

(c) Add 432 and 279.



$$\square + \square = \square$$

Simple Subtracting

1 Cross out the appropriate number of blocks and fill in the blanks.

(a) Subtract 2 from 96.



$$\square - \square = \square$$

Subtracting with Renaming

1 Cross out the appropriate number of blocks and fill in the blanks.

(a) Subtract 134 from 350.



$$\square - \square = \square$$

Year 3 Autumn Homework Pack


We will rock you!

Week 10-14: Multiplication and Division

From this week, we will be learning to multiply and divide by 3, 4 and 8's. *You can help your child by creating more examples to ensure they have a good understanding.*

Multiplying by 3

1 Multiply by counting in threes.



(a) $1 \times 3 = \square$

(b) $2 \times 3 = \square$

(c) $3 \times 3 = \square$

(d) $4 \times 3 = \square$

(e) $5 \times 3 = \square$

(f) $6 \times 3 = \square$

(g) $7 \times 3 = \square$

(h) $8 \times 3 = \square$

(i) $9 \times 3 = \square$

(j) $10 \times 3 = \square$

Multiplying by 4 and 8

Multiplying by 4

1 Multiply by counting in fours.



(a) $2 \times 4 = \square$

(b) $6 \times 4 = \square$

(c) $5 \times 4 = \square$

(d) $4 \times 4 = \square$


(e) $7 \times 4 = \square$

(f) $3 \times 4 = \square$

(g) $10 \times 4 = \square$

(h) $9 \times 4 = \square$

1 Fill in the blanks.



$1 \times 4 = \square$

$2 \times 4 = \square$

$3 \times 4 = \square$

$4 \times 4 = \square$

$5 \times 4 = \square$


$6 \times 4 = \square$

$7 \times 4 = \square$

$8 \times 4 = \square$

$9 \times 4 = \square$

$10 \times 4 = \square$



$1 \times 8 = \square$

$2 \times 8 = \square$

$3 \times 8 = \square$

$4 \times 8 = \square$

$5 \times 8 = \square$

$6 \times 8 = \square$

$7 \times 8 = \square$











$8 \times 8 = \square$

$9 \times 8 = \square$

$10 \times 8 = \square$

Multiplying by 8

1 Complete the times table.

	$1 \times 8 = \square$
	$2 \times 8 = \square$
	$3 \times 8 = \square$
	$4 \times 8 = \square$
	$5 \times 8 = \square$
	$6 \times 8 = \square$
	$7 \times 8 = \square$
	$8 \times 8 = \square$
	$9 \times 8 = \square$
	$10 \times 8 = \square$

Dividing by 3

1 Circle the items in groups of 3 and write down the division equations.



$\square \div \square = \square$

There are \square equal groups.

Year 3 Autumn Homework Pack

We will rock you!

<u>Week 1 and 2</u>	<u>Week 3, 4 and 5</u>	<u>Week 6, 7 and 8</u>	<u>Week 9 and 10</u>	<u>Week 11 and 12</u>	<u>Week 13 and 14</u>
Practise your 2 timetables.	Practise your 5 and 10 timetables.	Practise your 3 timetables.	Practise your 4 timetables.	Practise your 8 timetables.	Revisit all the timetables you have practised over the last weeks.
Make your own 2 timetables chart. Play timetables rock stars.	Make your own 5 and 10 timetables chart. Play timetables rock stars.	Make your own 3 timetables chart. Play timetables rock stars.	Make your own 4 timetables chart. Play timetables rock stars.	Make your own 8 timetables chart. Play timetables rock stars.	

Year 3 Autumn Homework Pack

We will rock you!

<i>Week beginning: 06/09/2021</i>	<i>Week beginning: 13/09/2021</i>	<i>Week beginning: 20/09/2021</i>	<i>Week beginning: 27/09/2021</i>
eight eighth eighty weight neighbour vein veil beige sleigh freight	hey they obey grey prey whey survey convey disobey purvey	straight campaign contain brain faint waist claim praise complaint afraid	earth early learn heard earn pearl search unearth earl rehearse

<i>Week beginning: 04/10/2021</i>	<i>Week beginning: 11/10/2021</i>	<i>Week beginning: 18/10/2021</i>
here hear heel heal main mane mail male knot not	berry bury brake break meet meat ball bawl fair fare	eighth rehearse survey straight complaint knot male heard learn vein

Year 3 Autumn Homework Pack

We will rock you!

<i>Week beginning: 01/11/2021</i>	<i>Week beginning: 08/11/2021</i>	<i>Week beginning: 15/11/2021</i>	<i>Week beginning: 22/11/2021</i>
kindly quickly safely rudely sweetly strongly bravely secretly finally usually	happily angrily lazily easily busily greedily messily wearily cheekily clumsily	gently simply humbly nobly horribly terribly possibly incredibly comfortably probably	basically frantically dramatically magically tragically comically actually accidentally occasionally eventually

<i>Week beginning: 29/11/2021</i>	<i>Week beginning: 06/12/2021</i>	<i>Week beginning: 13/12/2021</i>
truly duly wholly fully daily publicly dryly slyly shyly coyl	believe appear often group breath continue arrive women describe height	describe wholly dramatically rudely happily strongly cheekily terribly possibly safely

Year 3 Autumn Homework Pack

We will rock you!

Week (Autumn 1)	SPaG Focus of the week	Activity
Week 1	Simple punctuation. Writing sentences including full stops and capital letters.	Can you write your own sentences using capital letters and full stops correctly?
Week 2	Introduction to paragraphs to group material Headings and subheadings to aid presentation	Can you write by organising writing into paragraphs as a way of grouping related material?
Week 3	Using a or an correctly	Can you write your own sentences using a and an correctly?
Week 4	Conjunctions(Prepositions): Before After During In Because of	Can you write your own sentences using preposition conjunctions?
Week 5	Conjunctions (Adverbs): Then Next Soon Therefore	Can you write your own sentences using adverb conjunctions?
Week 6	Recap of conjunctions learnt so far Conjunctions(Prepositions): Before After During In Because of Conjunctions (Adverbs): Then Next Soon Therefore	Can you write your own sentences using adverbs conjunctions and preposition conjunctions?
Week 7	Express time, place and cause using conjunctions. When Before After While So Because	Can you write your own paragraph using conjunctions to express time, place and cause?
Week 8	Recap all of the previous weeks	

Year 3 Autumn Homework Pack

We will rock you!

Week (Autumn 2)	SPaG Focus of the week	Activity
Week 1, 2 and 3	Use of present perfect form of verbs instead of simple past tense. I have walked You have walked He/she/it has walked. We have walked. You have walked. They have walked	Can you write sentences using present perfect form of verbs?
Week 4	Formation of nouns using the prefix Super market- supermarket hero- superhero	Can you form nouns using the prefix super?
Week 5	Formation of nouns using the prefix Auto graph-autograph matic- automatic biography- autobiography	Can you form nouns using the prefix auto?
Week 6	Formation of nouns using a range of prefixes Super Auto	Can you form nouns using a range of prefixes auto and super?
Week 7	Formation of nouns using the prefix Anti freeze-antifreeze septic-antiseptic social-antisocial	Can you form nouns using the prefix auto?
Week 8	Recap all of the previous weeks	